LibGuides CMS

Facilitated by: Jenn Cournoyer, M'lyn Hines, Pauline Clifford, Jarrod Borek, Brian Donohue-Lynch, & Cindi Brassington

What is LibGuides CMS?

- LibGuides is a content management system used by libraries worldwide
- LibGuides CMS : http://buzz.springshare.com/producthighlights/whylgcms/overview

Why use it?

- LibGuides CMS allows for flexibility in layout
  - You are not restricted by the College website templates
- You don't need to know how to code in HTML or CSS
- You have direct control over your LibGuides

Today's Objectives

- Set up your profile
- Create a new guide or copy from an existing guide

Let's Log in!

- https://qvcc.libapps.com/libapps/login.php

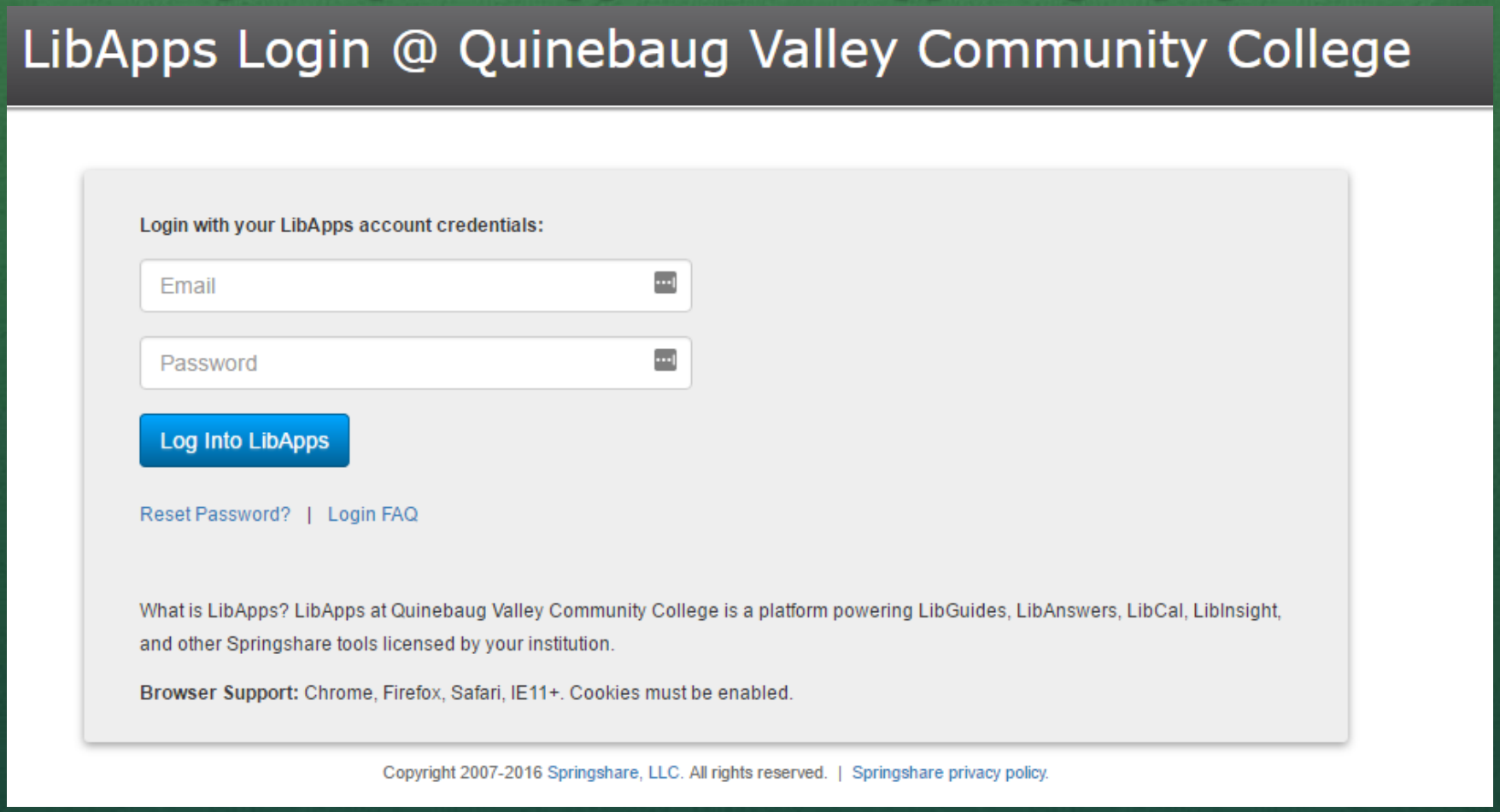

Your Profile

- Avatar-no shadow pics, please

- Contact information

LibApps | Home | My Account | My Profile | Image Manager | Help

pclifford@qvcc.edu
Logout

Quinebaug Valley Community College / LibApps / LibApps Home

LibApps Home

Welcome to your LibApps Dashboard! Access individual systems/apps from the My LibApps box below. Use the menu at the top of the page to customize your account, profile, and other aspects of your LibApps experience.

Missed 'Camp?

Springy News

- What are We Thankful for? Great New LibGuides Features! November 16, 2016
- LibAnswers 2.9 Update Now Live! November 4, 2016
- LibCal 2.6.2 Now Live! November 2, 2016
- LibGuides, Literacy, and Literati Webinar October 26, 2016
- LibWizard 1.7.6 Now Live! October 19, 2016

Website | Feed

My LibApps

Your account at Quinebaug Valley Community College has access to the following sites. For help, please contact the administrator(s) for this LibApps site: Jennifer Cournoyer, M'lyn Hines.

Admin Interface	Public URL	Level	Site ID
LibGuides	guides.qvcc.edu	Admin	10690

Director of Educational Technology

Pauline Clifford

Email Me

Contact:
860.932.4073

Getting to LibGuides

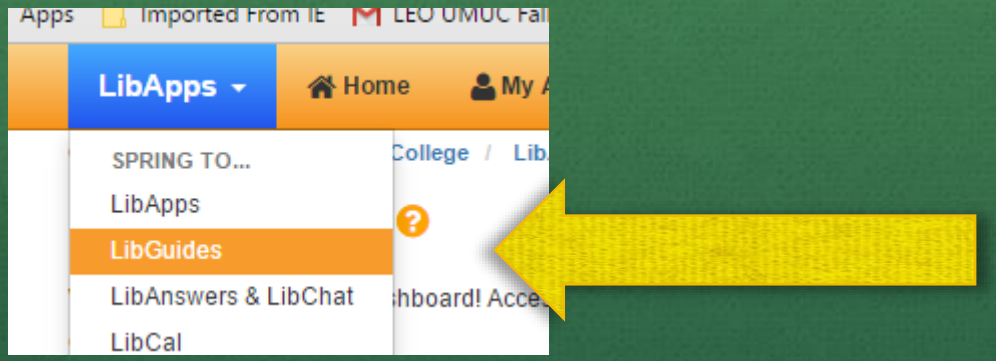

Create a Guide

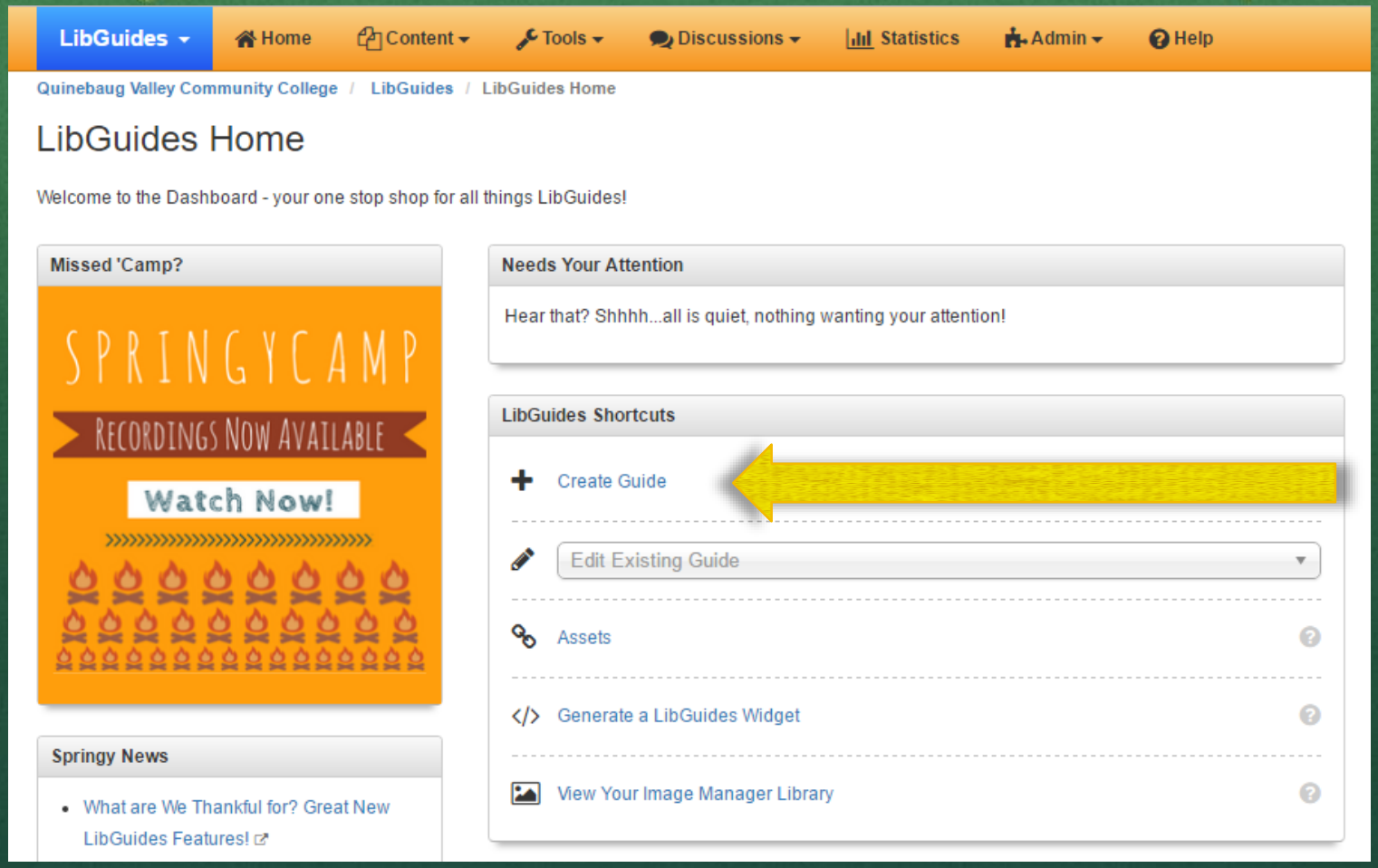

Copy an Existing Guide

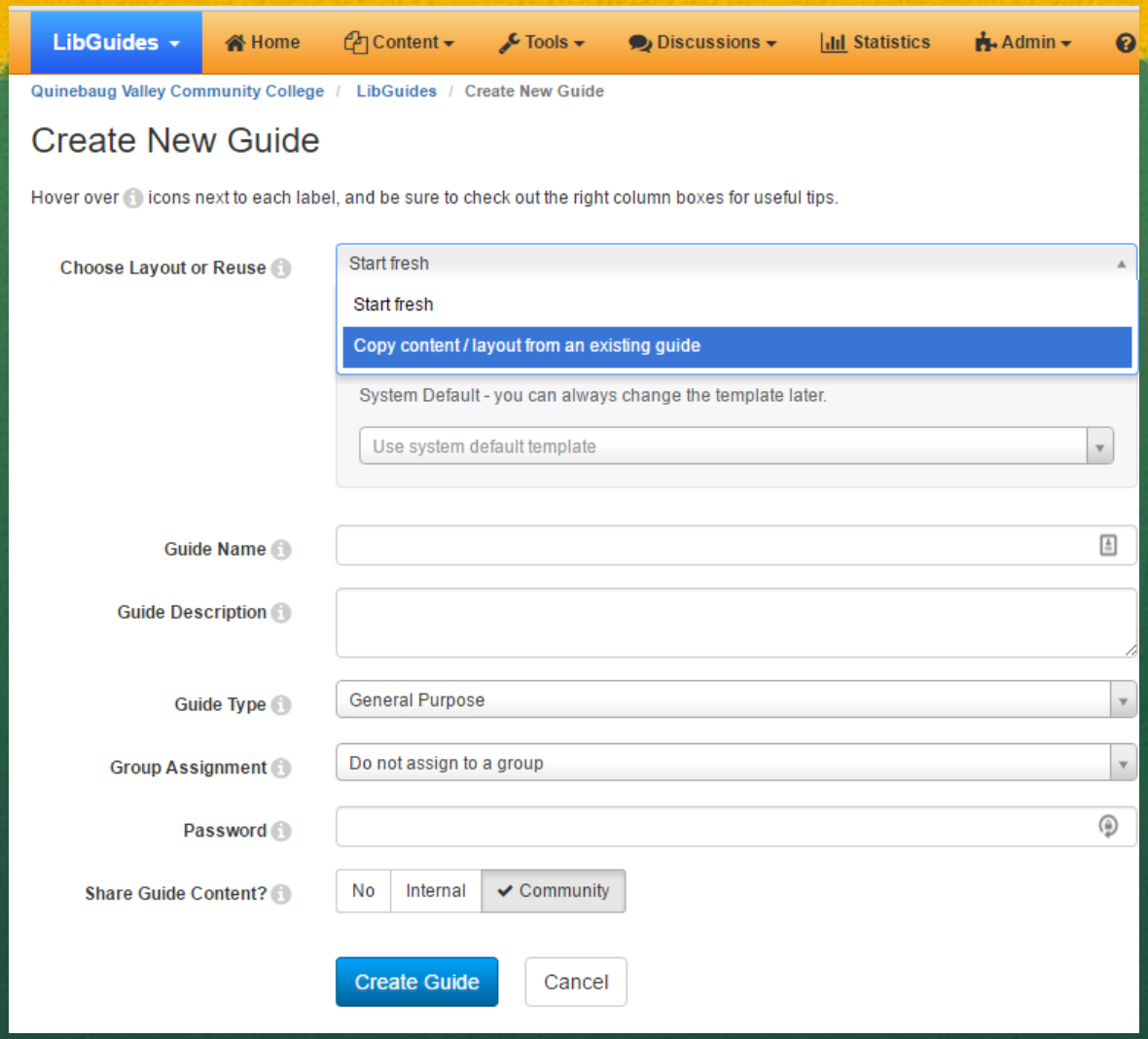

LibGuides | Home | Content | Tools | Discussions | Statistics | Admin | Help

Quinebaug Valley Community College / LibGuides / Create New Guide

Create New Guide

Hover over icons next to each label, and be sure to check out the right column boxes for useful tips.

Choose Layout or Reuse: Copy content / layout from an existing guide

This will copy all content and layout from an existing guide into this guide you're creating. Make sure you first obtain permission from the original guide owner.

- Local Guides
- Community Guides

Search for a guide...

assessment

Last updated 2016-02-16 05:56:01

Academic Assessment Resources
by Stacy Anderson at Ferris State University
Last updated 2016-08-25 14:37:47

Academic Program Assessment
by Stefanie Forster at York County Community College
Last updated 2016-02-26 16:31:02

ACRL 2013 Poster Session - Authentic Information Literacy Assessment: Can We Get Faculty Buy-in?

Guide Name

Guide Description

Guide Type

Group Assignment: Do not assign to a group

Password

Share Guide Content?: No | Internal | ✔ Community

Copy an Existing Guide

- Search local or community guides
- LibGuides Community

  http://community.libguides.com/

  http://bestof.libguides.com/home

  NOTE: take "best of" with a grain of salt! See here examples of good and bad LibGuide pages. Search by keyword, subject or academic discipline.
- Get permission from the owner via email

Types of Guides

- Promotion & Tenure LibGuides
- Research- & Project-Related LibGuides
- Professional Development & Conference LibGuides
- Newsletter LibGuides
- Blog LibGuides (Alfred & Carlee)
- Assessment LibGuides (Brian DL!)
- New Faculty or New Employee LibGuides

Sample QV LibGuides

We're experimenting… feedback welcome!

- Jenn Cournoyer
  - Open Educational Resources
- M'lyn Hines
  - LibGuides for Newbies
- Brian Donohue Lynch
  - Academic, Educational Use of Social Media
  - TAP

Do's

- Less is more
  - Sound bytes, not paragraphs
- Layout
  - F-shape scanning
  - Scroll line
  - Clean layouts, whitespace
  - *Relevant* images or video
- Make it ~~Readable~~ Scan-able
  - Font: sans serif
  - Font size: 60-72 characters per line
  - Color: use sparingly, check contrast
  - Consistency: headings, sub-headings, body-text
- Interactivity
- Contact Information

Student Review

Don’ts

- Don’t be a silhouette

- Don’t create speed bumps
  - Don’t explain the obvious
  - Don’t bury the main point
  - Don’t fill the screen with text
  - Don’t use a passive voice
  - Keep **bold** and *italics* to a minimum

- Don’t impose detours
  - Avoid multiple tabs – unseen & unused
  - Avoid hiding your message below the scroll

- Don’t confuse the user
  - Avoid <u>underlining</u> for emphasis – it looks like a hyperlink

Assorted & Sundry

- File upload size: 20MB
- About 10GB per LibGuide
- Remember to give credit when you use a video, image, etc.
- Where can I find open access images? There's a LibGuide for that! Confused about licensing? Click here.
- You can also do a quick search by image license on Google!

Questions?